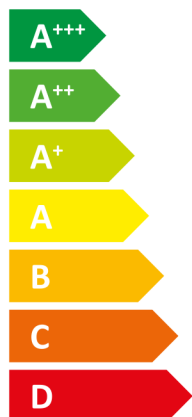




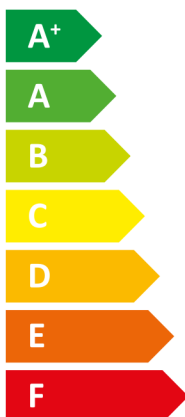
ENERGY

tecalor

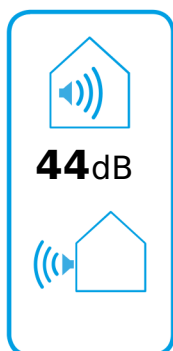
TTC 12.6 cool



A+++



A



■ 12 kW
■ **12 kW**
■ 12 kW

2019

811/2013

Product datasheet: Combination heater to Regulation (EU) No 811/2013 (S.I. 2019 No. 539 / Programme 2)

		TTC 12.6 cool
		190722
Manufacturer		tecalor
Load profile		XL
Space heating energy efficiency class under average climate conditions, medium-temperature applications		A+++
Energy efficiency class, space heating under average climate conditions, low-temperature applications		A+++
Energy efficiency class, DHW heating under average climate conditions		A
Rated heating output under average climate conditions for medium-temperature applications (P rated)	kW	12
Rated heating output under average climate conditions for low-temperature applications (P rated)	kW	12
Annual energy consumption under average climate conditions for medium-temperature applications (QHE)	kWh/a	5607
Annual energy consumption under average climate conditions for low-temperature applications (QHE)	kWh/a	4445
Annual power consumption under average climate conditions (AEC)	kWh	1451,000
Seasonal space heating energy efficiency under average climate conditions for medium-temperature applications (η_s)	%	169
Seasonal space heating energy efficiency under average climate conditions for low-temperature applications (η_s)	%	216
Energy efficiency, DHW heating (η_{wh}), under average climate conditions	%	115
Sound power level, indoor	dB(A)	44
Option for operation only at off-peak times		-
Rated heating output under colder climate conditions for medium-temperature applications (P rated)	kW	12
Rated heating output under colder climate conditions for low-temperature applications (P rated)	kW	12
Rated heating output under warmer climate conditions for medium-temperature applications (P rated)	kW	12
Rated heating output under warmer climate conditions for low-temperature applications (P rated)	kW	12
Annual energy consumption under colder climate conditions for medium-temperature applications (QHE)	kWh/a	6485
Annual energy consumption under colder climate conditions for low-temperature applications (QHE)	kWh/a	5108
Annual energy consumption under warmer climate conditions for medium-temperature applications (QHE)	kWh/a	3650
Annual energy consumption under warmer climate conditions for low-temperature applications (QHE)	kWh/a	2896
Annual power consumption under colder climate conditions (AEC)	kWh	1451,000
Annual power consumption under warmer climate conditions (AEC)	kWh	1451,000
Seasonal space heating energy efficiency under colder climate conditions for medium-temperature applications (η_s)	%	174
Seasonal space heating energy efficiency under colder climate conditions for low-temperature applications (η_s)	%	224
Seasonal space heating energy efficiency under warmer climate conditions for medium-temperature applications (η_s)	%	168
Seasonal space heating energy efficiency under warmer climate conditions for low-temperature applications (η_s)	%	214



ENERGY

tecalor


TTC 12.6 cool



A⁺⁺⁺



A



A⁺⁺⁺

A⁺⁺

A⁺

A

B

C

D


E

F

G

A⁺⁺⁺

+



+



+



+



A⁺⁺⁺

A⁺⁺

A⁺

A

B

C

D

E

F

G

A

		TTC 12.6 cool
		190722
Manufacturer		tecalor
Seasonal space heating energy efficiency under average climate conditions for medium-temperature applications (η_s)	%	169
Temperature control class		VII
Contribution of temperature control to space heating energy efficiency	%	4
Space heating energy efficiency of package under average climate conditions	%	172
Space heating energy efficiency of package under colder climate conditions	%	178
Space heating energy efficiency of package under warmer climate conditions	%	171
Value of differential between space heating energy efficiency under average climate conditions and that under colder climate conditions	%	6
Value of differential between space heating energy efficiency under warmer climate conditions and that under average climate conditions	%	1
Space heating energy efficiency class under average climate conditions, medium-temperature applications		A+++
Space heating energy efficiency class of package under average climate conditions		A+++
Energy efficiency class, DHW heating under average climate conditions		A
Load profile		XL

		TTC 12.6 cool
		190722
Manufacturer		tecador
Heat source		Sole
Low temperature heat pump		-
With auxiliary heater		x
Combination heater with heat pump		x
Rated heating output under colder climate conditions for medium-temperature applications (P rated)	kW	12
Rated heating output under average climate conditions for medium-temperature applications (P rated)	kW	12
Rated heating output under warmer climate conditions for medium-temperature applications (P rated)	kW	12
Tj = -7 °C heating output, partial load range under colder climate conditions (Pdh)	kW	7,2
Tj = -7 °C heating output, partial load range under average climate conditions (Pdh)	kW	10,6
Tj = 2 °C heating output, partial load range under colder climate conditions (Pdh)	kW	4,4
Tj = 2 °C heating output, partial load range under average climate conditions (Pdh)	kW	6,4
Tj = 2 °C heating output, partial load range under warmer climate conditions (Pdh)	kW	12,0
Tj = 7 °C heating output, partial load range under colder climate conditions (Pdh)	kW	2,8
Tj = 7 °C heating output, partial load range under average climate conditions (Pdh)	kW	4,1
Tj = 7 °C heating output, partial load range under warmer climate conditions (Pdh)	kW	7,7
Tj = 12 °C heating output, partial load range under colder climate conditions (Pdh)	kW	2,2
Tj = 12 °C heating output, partial load range under average climate conditions (Pdh)	kW	2,2
Tj = 12 °C heating output, partial load range under warmer climate conditions (Pdh)	kW	3,4
Tj = dual mode temperature under colder climate conditions (Pdh)	kW	12,0
Tj = dual mode temperature under average climate conditions (Pdh)	kW	12,0
Tj = dual mode temperature under warmer climate conditions (Pdh)	kW	12,0
Tj = operating temperature limit under colder climate conditions (Pdh)	kW	12,0
Tj = operating temperature limit under average climate conditions (Pdh)	kW	12,0
Tj = operating temperature limit under warmer climate conditions (Pdh)	kW	12,0
Dual mode temperature under colder climate conditions (Tbiv)	°C	-22
Dual mode temperature under average climate conditions (Tbiv)	°C	-10
Dual mode temperature under warmer climate conditions (Tbiv)	°C	2
Seasonal space heating energy efficiency under colder climate conditions for medium-temperature applications (ηs)	%	174
Seasonal space heating energy efficiency under average climate conditions for medium-temperature applications (ηs)	%	169
Seasonal space heating energy efficiency under warmer climate conditions for medium-temperature applications (ηs)	%	168
Tj = -7 °C COP, partial load range under colder climate conditions (COPd)		4,31
Tj = -7 °C COP, partial load range under average climate conditions (COPd)		3,55
Tj = 2 °C COP, partial load range under colder climate conditions (COPd)		4,91
Tj = 2 °C COP, partial load range under average climate conditions (COPd)		4,49
Tj = 2 °C COP, partial load range under warmer climate conditions (COPd)		3,29
Tj = 7 °C COP, partial load range under colder climate conditions (COPd)		5,16
Tj = 7 °C COP, partial load range under average climate conditions (COPd)		4,99
Tj = 7 °C COP, partial load range under warmer climate conditions (COPd)		4,12
Tj = 12 °C COP, partial load range under colder climate conditions (COPd)		5,40
Tj = 12 °C COP, partial load range under average climate conditions (COPd)		5,25
Tj = 12 °C COP, partial load range under warmer climate conditions (COPd)		5,10
Tj = dual mode temperature under colder climate conditions (COPd)		3,29
Tj = dual mode temperature under average climate conditions (COPd)		3,29
Tj = dual mode temperature under warmer climate conditions (COPd)		3,29
Tj = operating temperature limit under colder climate conditions (COPd)		3,29
Tj = operating temperature limit under average climate conditions (COPd)		3,29
Tj = operating temperature limit under warmer climate conditions (COPd)		3,29
Operating temperature limit under colder climate conditions (TOL)	°C	-22
Operating temperature limit under average climate conditions (TOL)	°C	-10
Operating temperature limit under warmer climate conditions (TOL)	°C	2
Operating temperature limit of heating water under colder climate conditions (WTOL)	°C	75
Operating temperature limit of heating water under average climate conditions (WTOL)	°C	75
Operating temperature limit of heating water under warmer climate conditions (WTOL)	°C	75
Power consumption, off-mode (Poff)	W	19

Power consumption, thermostat off-mode (PTO)	W	19
Power consumption, standby state (PSB)	W	19
Power consumption, operating state, with crankcase heating (PCK)	W	0
Rated heating output of auxiliary heater under colder climate conditions (PSUP)	kW	0,0
Rated heating output of auxiliary heater under average climate conditions (PSUP)	kW	0,0
Rated heating output of auxiliary heater under warmer climate conditions (PSUP)	kW	0,0
Type of energy supply, auxiliary heater		elektrisch
Output control		veränderlich
Sound power level, indoor	dB(A)	44
Annual energy consumption under colder climate conditions for medium-temperature applications (QHE)	kWh/a	6485
Annual energy consumption under average climate conditions for medium-temperature applications (QHE)	kWh/a	5607
Annual energy consumption under warmer climate conditions for medium-temperature applications (QHE)	kWh/a	3650
Flow rate on heat source side	m ³ /h	108
Load profile		XL
Daily power consumption under colder climate conditions (QELEC)	kWh	6,610
Daily power consumption under average climate conditions (QELEC)	kWh	6,610
Daily power consumption under warmer climate conditions (QELEC)	kWh	6,610
Annual power consumption under colder climate conditions (AEC)	kWh	1451,000
Annual power consumption under average climate conditions (AEC)	kWh	1451,000
Annual power consumption under warmer climate conditions (AEC)	kWh	1451,000
Energy efficiency, DHW heating (η_{wh}), under average climate conditions	%	115