



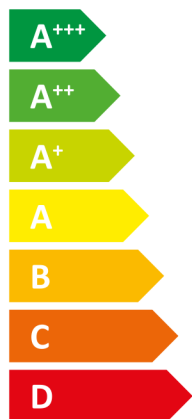
ENERG

енергия · ενεργεια

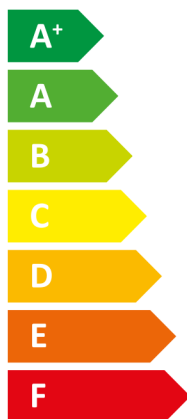
Y IJA
IE IA

tecalor

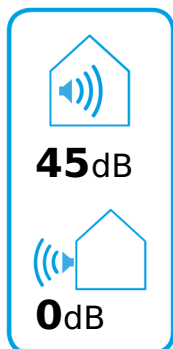
TTC 15.6 cool



A+++



A



■ 14 kW
■ **14 kW**
■ 14 kW

2019

811/2013


Product datasheet: Combination heater to Regulation (EU) No 811/2013 (S.I. 2019 No. 539 / Programme 2)

		TTC 15.6 cool
		190723
Manufacturer		tecalor
Load profile		XL
Space heating energy efficiency class under average climate conditions, medium-temperature applications		A+++
Energy efficiency class, space heating under average climate conditions, low-temperature applications		A+++
Energy efficiency class, DHW heating under average climate conditions		A
Rated heating output under average climate conditions for medium-temperature applications (P rated)	kW	14
Rated heating output under average climate conditions for low-temperature applications (P rated)	kW	14
Annual energy consumption under average climate conditions for medium-temperature applications (QHE)	kWh/a	6476
Annual energy consumption under average climate conditions for low-temperature applications (QHE)	kWh/a	5489
Annual power consumption under average climate conditions (AEC)	kWh	1451,000
Seasonal space heating energy efficiency under average climate conditions for medium-temperature applications (η_s)	%	168
Seasonal space heating energy efficiency under average climate conditions for low-temperature applications (η_s)	%	210
Energy efficiency, DHW heating (η_{wh}), under average climate conditions	%	115
Sound power level, indoor	dB(A)	45
Option for operation only at off-peak times		-
Rated heating output under colder climate conditions for medium-temperature applications (P rated)	kW	14
Rated heating output under colder climate conditions for low-temperature applications (P rated)	kW	14
Rated heating output under warmer climate conditions for medium-temperature applications (P rated)	kW	14
Rated heating output under warmer climate conditions for low-temperature applications (P rated)	kW	14
Annual energy consumption under colder climate conditions for medium-temperature applications (QHE)	kWh/a	7451
Annual energy consumption under colder climate conditions for low-temperature applications (QHE)	kWh/a	6298
Annual energy consumption under warmer climate conditions for medium-temperature applications (QHE)	kWh/a	4211
Annual energy consumption under warmer climate conditions for low-temperature applications (QHE)	kWh/a	3573
Annual power consumption under colder climate conditions (AEC)	kWh	1451,000
Annual power consumption under warmer climate conditions (AEC)	kWh	1451,000
Seasonal space heating energy efficiency under colder climate conditions for medium-temperature applications (η_s)	%	174
Seasonal space heating energy efficiency under colder climate conditions for low-temperature applications (η_s)	%	218
Seasonal space heating energy efficiency under warmer climate conditions for medium-temperature applications (η_s)	%	167
Seasonal space heating energy efficiency under warmer climate conditions for low-temperature applications (η_s)	%	208
Sound power level, outdoor	dB(A)	0



ENERG

енергия · ενέργεια



tecalor

TTC 15.6 cool



A+++



A



A+++

A++

A+

A

B

C

D


E

F

G

A+++

+



+



+



+



A+++

A++

A+

A

B

C

D

E

F

G

A

		TTC 15.6 cool
		190723
Manufacturer		tecalor
Seasonal space heating energy efficiency under average climate conditions for medium-temperature applications (η_s)	%	168
Contribution of temperature control to space heating energy efficiency	%	4
Space heating energy efficiency of package under average climate conditions	%	178
Space heating energy efficiency of package under colder climate conditions	%	178
Space heating energy efficiency of package under warmer climate conditions	%	170
Value of differential between space heating energy efficiency under average climate conditions and that under colder climate conditions	%	6
Value of differential between space heating energy efficiency under warmer climate conditions and that under average climate conditions	%	1
Space heating energy efficiency class under average climate conditions, medium-temperature applications		A+++
Space heating energy efficiency class of package under average climate conditions		A+++
Energy efficiency class, DHW heating under average climate conditions		A
Load profile		XL

		TTC 15.6 cool
		190723
Manufacturer		tecador
Heat source		Sole
Low temperature heat pump		-
With auxiliary heater		x
Combination heater with heat pump		x
Rated heating output under colder climate conditions for medium-temperature applications (P rated)	kW	14
Rated heating output under average climate conditions for medium-temperature applications (P rated)	kW	14
Rated heating output under warmer climate conditions for medium-temperature applications (P rated)	kW	14
Tj = -7 °C heating output, partial load range under colder climate conditions (Pdh)	kW	8,3
Tj = -7 °C heating output, partial load range under average climate conditions (Pdh)	kW	12,2
Tj = 2 °C heating output, partial load range under colder climate conditions (Pdh)	kW	5,1
Tj = 2 °C heating output, partial load range under average climate conditions (Pdh)	kW	7,4
Tj = 2 °C heating output, partial load range under warmer climate conditions (Pdh)	kW	13,8
Tj = 7 °C heating output, partial load range under colder climate conditions (Pdh)	kW	3,2
Tj = 7 °C heating output, partial load range under average climate conditions (Pdh)	kW	4,8
Tj = 7 °C heating output, partial load range under warmer climate conditions (Pdh)	kW	8,8
Tj = 12 °C heating output, partial load range under colder climate conditions (Pdh)	kW	2,2
Tj = 12 °C heating output, partial load range under average climate conditions (Pdh)	kW	2,2
Tj = 12 °C heating output, partial load range under warmer climate conditions (Pdh)	kW	3,9
Tj = dual mode temperature under colder climate conditions (Pdh)	kW	13,8
Tj = dual mode temperature under average climate conditions (Pdh)	kW	13,8
Tj = dual mode temperature under warmer climate conditions (Pdh)	kW	13,8
Tj = operating temperature limit under colder climate conditions (Pdh)	kW	13,8
Tj = operating temperature limit under average climate conditions (Pdh)	kW	13,8
Tj = operating temperature limit under warmer climate conditions (Pdh)	kW	13,8
Dual mode temperature under colder climate conditions (Tbiv)	°C	-22
Dual mode temperature under average climate conditions (Tbiv)	°C	-10
Dual mode temperature under warmer climate conditions (Tbiv)	°C	2
Seasonal space heating energy efficiency under colder climate conditions for medium-temperature applications (ηs)	%	174
Seasonal space heating energy efficiency under average climate conditions for medium-temperature applications (ηs)	%	168
Seasonal space heating energy efficiency under warmer climate conditions for medium-temperature applications (ηs)	%	167
Tj = -7 °C COP, partial load range under colder climate conditions (COPd)		4,24
Tj = -7 °C COP, partial load range under average climate conditions (COPd)		3,40
Tj = 2 °C COP, partial load range under colder climate conditions (COPd)		4,94
Tj = 2 °C COP, partial load range under average climate conditions (COPd)		4,44
Tj = 2 °C COP, partial load range under warmer climate conditions (COPd)		3,26
Tj = 7 °C COP, partial load range under colder climate conditions (COPd)		5,24
Tj = 7 °C COP, partial load range under average climate conditions (COPd)		5,03
Tj = 7 °C COP, partial load range under warmer climate conditions (COPd)		3,99
Tj = 12 °C COP, partial load range under colder climate conditions (COPd)		5,44
Tj = 12 °C COP, partial load range under average climate conditions (COPd)		5,31
Tj = 12 °C COP, partial load range under warmer climate conditions (COPd)		5,16
Tj = dual mode temperature under colder climate conditions (COPd)		3,26
Tj = dual mode temperature under average climate conditions (COPd)		3,26
Tj = dual mode temperature under warmer climate conditions (COPd)		3,26
Tj = operating temperature limit under colder climate conditions (COPd)		3,26
Tj = operating temperature limit under average climate conditions (COPd)		3,26
Tj = operating temperature limit under warmer climate conditions (COPd)		3,26
Operating temperature limit under colder climate conditions (TOL)	°C	-22
Operating temperature limit under average climate conditions (TOL)	°C	-10
Operating temperature limit under warmer climate conditions (TOL)	°C	2
Operating temperature limit of heating water under colder climate conditions (WTOL)	°C	75
Operating temperature limit of heating water under average climate conditions (WTOL)	°C	75
Operating temperature limit of heating water under warmer climate conditions (WTOL)	°C	75
Power consumption, off-mode (Poff)	W	19

Power consumption, thermostat off-mode (PTO)	W	19
Power consumption, standby state (PSB)	W	19
Power consumption, operating state, with crankcase heating (PCK)	W	0
Rated heating output of auxiliary heater under colder climate conditions (PSUP)	kW	0,0
Rated heating output of auxiliary heater under average climate conditions (PSUP)	kW	0,0
Rated heating output of auxiliary heater under warmer climate conditions (PSUP)	kW	0,0
Type of energy supply, auxiliary heater		elektrisch
Output control		veränderlich
Sound power level, outdoor	dB(A)	0
Sound power level, indoor	dB(A)	45
Annual energy consumption under colder climate conditions for medium-temperature applications (QHE)	kWh/a	7451
Annual energy consumption under average climate conditions for medium-temperature applications (QHE)	kWh/a	6476
Annual energy consumption under warmer climate conditions for medium-temperature applications (QHE)	kWh/a	4211
Flow rate on heat source side	m ³ /h	131
Load profile		XL
Daily power consumption under colder climate conditions (QELEC)	kWh	6,610
Daily power consumption under average climate conditions (QELEC)	kWh	6,610
Daily power consumption under warmer climate conditions (QELEC)	kWh	6,610
Annual power consumption under colder climate conditions (AEC)	kWh	1451,000
Annual power consumption under average climate conditions (AEC)	kWh	1451,000
Annual power consumption under warmer climate conditions (AEC)	kWh	1451,000
Energy efficiency, DHW heating (η_{wh}), under average climate conditions	%	115